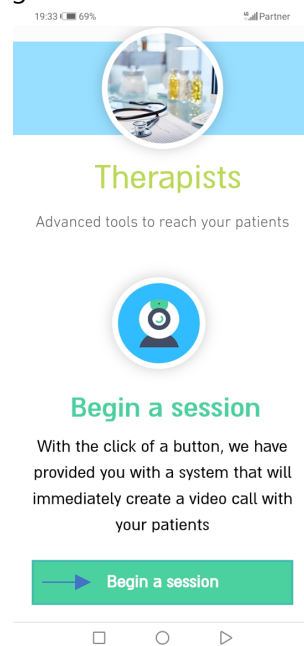
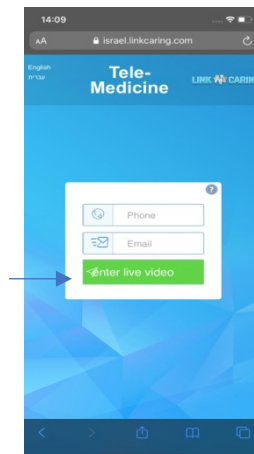


Activate the system from your phone

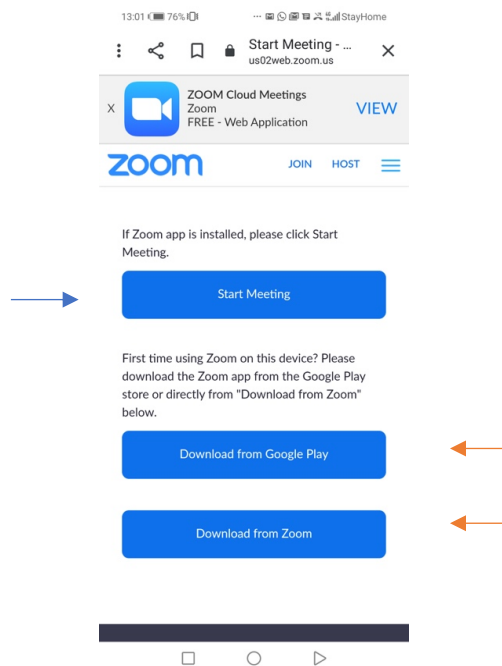
In the child development site, in the therapist zone you can initiate a video call with a patient. All you have to do is enter the designated zone of the site and click on begin a session.



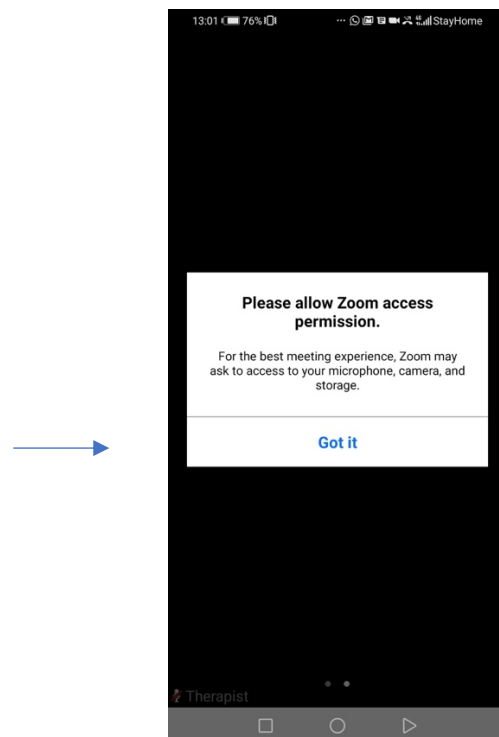
Enter the patient's phone number or email, and click on Enter live video. That's it, you're in. The system will run the zoom software on your phone or computer and initiate a zoom call with the patient. Make sure to notify the patient in advance that he or she is about to receive an email or SMS inviting them to the call at the scheduled time.



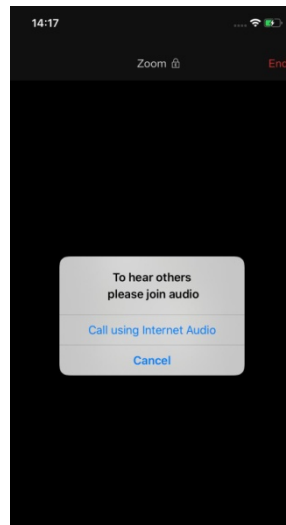
Next, the phone will automatically open the zoom program. If you already have programming on your phone, just click the start meeting button. If the software does not yet exist on you phone, you must first download the software to your phone and then continue with the call.




If this is your first time running the software when the software opens, you should authorize the use of the microphone and camera.



Then you will be asked to confirm use of audio



After the patient enters the link sent to them by email / phone, you can begin the conversation. The phone camera must be turned on and microphone enabled



Good Luck!